

## Wheel bolt

### AUDI / VW

Wheel bolt  
 IMS-No.: 48046450  
 Original-No.: 3A0601139  
 Dimension: M12 x 1,5 x 22,5  
 Spanner size: 17  
 Surface: zinc-plated uncoloured



### AUDI / VW

Wheel bolt  
 IMS-No.: 48046460  
 Original-No.: 8D0601139D  
 Dimension: M14 x 1,5 x 25,5  
 Spanner size: 17  
 Surface: geomet black



### MERCEDES BENZ

Wheel bolt  
 IMS-No.: 48024350  
 Original-No.: 1704010170  
 2104010270  
 Dimension: M12 x 1,5 x 20  
 Spanner size:  
 Surface: dacromet



### OPEL

Wheel bolt  
 IMS-No.: 48012950  
 Original-No.: 90473457  
 1008504  
 Dimension: M12 x 1,5 x 21  
 Spanner size: 17  
 Surface: zinc-plated uncoloured



### PEUGEOT

Wheel bolt  
 IMS-No.: 48111120  
 Original-No.: 5405.55  
 Dimension: M12 x 1,25 x 17  
 Spanner size: 19  
 Surface: geomet silver










### RENAULT

Wheel bolt  
 IMS-No.: 48091570  
 Original-No.: 8200030701  
 Dimension: M12 x 1,5 x 23  
 Spanner size: 19  
 Surface: zinc-plated uncoloured



## Wheel nuts

<p><b>FORD</b></p> <hr/> <p>Wheel nut</p> <hr/> <p>IMS-No.: 47000460</p> <hr/> <p>Original-No.: 1007487 / 6040307 1447852</p> <hr/> <p>Dimension: M12 X 1,5 SW 19</p> <hr/> <p>Surface: zinc-plated matt</p> <hr/> <p>Quality category: 8</p>		<p><b>FORD</b></p> <hr/> <p>Wheel nut</p> <hr/> <p>IMS-No.: 4700046A</p> <hr/> <p>Original-No.:</p> <hr/> <p>Dimension: M12 x 1,5 SW 19</p> <hr/> <p>Surface: phosphated oiled</p> <hr/> <p>Quality category: 8</p>	
<p><b>FORD</b></p> <hr/> <p>Wheel nut</p> <hr/> <p>IMS-No.: 47033710</p> <hr/> <p>Original-No.: 1377748</p> <hr/> <p>Dimension: M14 x 1,5 SW 21</p> <hr/> <p>Surface: zinc-plated thick-film passivated</p> <hr/> <p>Quality category: 10</p>		<p><b>MAZDA</b></p> <hr/> <p>Wheel nut</p> <hr/> <p>IMS-No.: 47200500</p> <hr/> <p>Original-No.: 0603-26-161</p> <hr/> <p>Dimension: M12 x 1,5 SW 21</p> <hr/> <p>Surface: zinc-plated yellow chrome 3 valent</p> <hr/> <p>Quality category: 8</p>	
<p><b>MITSUBISHI</b></p> <hr/> <p>Wheel nut</p> <hr/> <p>IMS-No.: 47200500</p> <hr/> <p>Original-No.: MA103087</p> <hr/> <p>Dimension: M12 x 1,5 SW 21</p> <hr/> <p>Surface: zinc-plated yellow chrome 3 valent</p> <hr/> <p>Quality category: 8</p>		<p><b>TOYOTA</b></p> <hr/> <p>Wheel nut</p> <hr/> <p>IMS-No.: 47200500</p> <hr/> <p>Original-No.: 90942-01007-83 DENG9-09420-98</p> <hr/> <p>Dimension: M12 x 1,5 SW 21</p> <hr/> <p>Surface: zinc-plated yellow chrome 3 valent</p> <hr/> <p>Quality category: 8</p>	
<p><b>FORD</b></p> <hr/> <p>Wheel nut</p> <hr/> <p>IMS-No.: 47033770</p> <hr/> <p>Original-No.: 1470843</p> <hr/> <p>Dimension: M12 x 1,5 SW 19</p> <hr/> <p>Surface: zinc aluminium</p> <hr/> <p>Quality category: 10</p>		<p><b>FORD</b></p> <hr/> <p>Wheel nut</p> <hr/> <p>IMS-No.: 47033780</p> <hr/> <p>Original-No.: 1366029</p> <hr/> <p>Dimension: M12 x 1,5 SW 19</p> <hr/> <p>Surface: zinc-plated / zinc aluminium</p> <hr/> <p>Quality category: 8</p>	